

Thru-coating Thickness Gauge DC-3000C Series



Features

- Thru-coating model, test thickness of base material through coating without removing it
- Large colorful TFT display 320×240
- Resolution 0.01 mm, measuring range T-E 0.65mm-400.00mm depending on different probes and E-E 3-25mm (Thru-coating)
- 5MHz Dual Element probe D5301 is standard delivery, optional 2MHz probe D2012, 5MHz probe D5008, 5MHz high temperature probe D5113, 7.5MHz probe D7006 and 10MHz probe D7004
- Automatic probe recognition and Automatic zero calibration
- Different testing method build in:
Standard, Minimum value measurement and Scan (DC-3000C)
Standard, Minimum value, Difference, Average, Limitation and Scan (DC-3020C)
- Memory of 5,200 data, transfer data to PC without software available for any windows operating systems (DC-3020C)
- Measurement data is automatic frozen when users remove the probe
- Multi-languages

Standard Delivery







- Main Unit
- Dual element probe (D5301)
- 75ML Couplant
- Build-in calibration block(Thickness=4mm, Velocity = 5920m/s)
- USB Cable (DC-3020C)
- Carrying case
- Operating manual
- Calibration Certificate



Technical Specification

Specification	DC-3000C	DC-3020C
Measurement range	T-E: 0.65mm ~ 400mm	
	E-E: 3mm ~ 25mm	
Resolution	0.01mm (0.001inch)	
Accuracy	$\pm 0.04\text{mm}$ (when thickness < 9.99mm) $\pm(0.1\% \text{ thickness} + 0.04)\text{mm}$ (when thickness=10-99.9mm) $\pm 0.3\% \text{ thickness mm}$ (when thickness > 100mm)	
Probe model	D5301, Dual Element, 5MHz	
Velocity range	1000m/s ~ 9999m/s	
Measurement rate	2 /s and 10/s in fast mode	
Average mode	2 to 9 times average measurement	
Measuring units	mm / inch	
Limit setting	-	With Low-high indication and alarm
Memory	-	5,200 readings in 26 files
Data output	-	USB
Display	Color TFT display 320 X 240	
Power supply	2PCS AAA battery	
Operating temperature	-20°C ~ +50°C	
Dimensions	133mm (L) × 75mm (W) × 29mm (H)	
Weight	0.26kg (including batteries)	

Optional Accessories

Model	Chart	Frequency	Measurement Range	Temperature
D5301		5.0MHz	T-E: 1.44-200mm E-E: 3-25mm	< 60°C
D5008		5.0MHz	0.8-300mm	< 60°C
D5113		5.0MHz	2.0-200mm	< 350°C
D7006		7.5MHz	0.65-50mm	< 60°C
D7004		10.0MHz	0.65-20mm	< 60°C
D2012		2.0MHz	2.0-400mm	< 60°C